

## Englisch/Arbeitsaufträge

Vom 30.03.2020 bis 09.04.2020

Löse die Arbeitsblätter und schreibe die Antworten auf.

Übersetze alle Dir unbekanntem Begriffe mit einem Wörterbuch oder einem Übersetzungsprogramm im Internet: **dict.leo.org**

Wähle die Sprachausgabe. Lass Dir die Worte und Sätze vorlesen und sprich sie laut mit. Mindestens fünf Mal.

Vokabeln abfragen.

Lass Dich von Deinen Eltern oder Geschwistern abfragen. (siehe: Produktiver Wortschatz im Englisch)

Bei Fragen schreibst Du eine E-Mail an:  
b.keller@wilhelmine-reichard-schule.de

Last, but not least - have fun!




Klasse: \_\_\_\_\_ Datum: \_\_\_\_\_ Name: \_\_\_\_\_

## Early finishers


 **1** Write the missing numbers.

a)	14, 15, 16	fourteen		sixteen
b)	27, 28, 29	twenty-seven	twenty-eight	
c)	31, 32, 33		thirty-two	
d)	48, 49, 50	forty-eight		

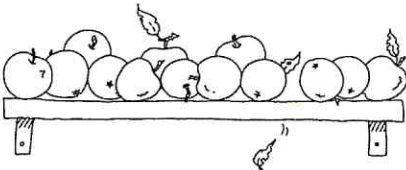
 **2** Look and write.



three \_\_\_\_\_ t \_



\_\_\_\_\_ b \_ \_ k \_



\_\_\_\_\_ p \_ l \_

 **3** Make sentences. Write.

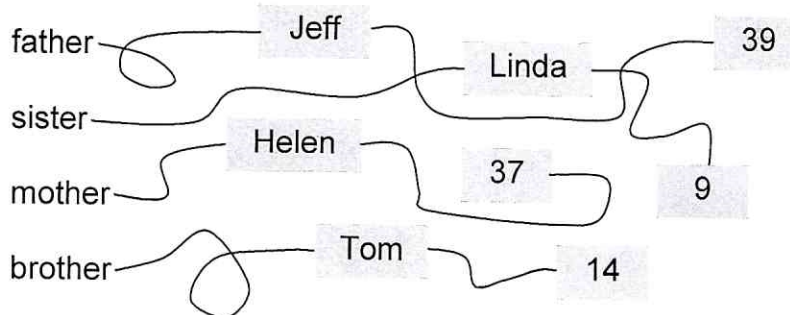
- a) is / fine / Jack      Jack is fine \_\_\_\_\_.
- b) Amy / hungry / is      \_\_\_\_\_.
- c) OK / Rick / is      \_\_\_\_\_.
- d) tired / is / Mrs White      \_\_\_\_\_.
- e) thank you / I'm / fine      \_\_\_\_\_.



Klasse: \_\_\_\_\_ Datum: \_\_\_\_\_ Name: \_\_\_\_\_

## Life in England

 **1 Trace and write.**




My father's name is \_\_\_\_\_. He is thirty-nine.

My mother's name is \_\_\_\_\_. She is \_\_\_\_\_.

My b\_\_ th\_\_ r's \_\_\_\_\_. H\_\_ is \_\_\_\_\_.

My s\_\_ s\_\_ r's \_\_\_\_\_. \_\_ h\_\_ is \_\_\_\_\_.

**2 a) Read.**



**b) Choose and tick.**

- Mum
- Dad
- Grandpa
- Grandma
- Uncle ...
- Aunt ...
- Cousin ...



**c) Write and decorate.**

Hello \_\_\_\_\_,

How are you?  
I'm fine.

See you,  
\_\_\_\_\_

Klasse: \_\_\_\_\_ Datum: \_\_\_\_\_ Name: \_\_\_\_\_

## Wortschatz



daughter	Tochter
son	Sohn
niece	Nichte
nephew	Neffe

**2** Circle the right word and write the sentences.

My father is my grandfather's son • daughter.

\_\_\_\_\_

My brother is my mother's son • daughter.

\_\_\_\_\_

My sister is my father's son • daughter.

\_\_\_\_\_

My uncle's son is my father's nephew • niece.

\_\_\_\_\_

My aunt's daughter is my mother's nephew • niece.

\_\_\_\_\_

**3** Boy or girl? Write the words.



\_\_\_\_\_  
\_\_\_\_\_  
\_\_\_\_\_



\_\_\_\_\_  
\_\_\_\_\_  
\_\_\_\_\_

→ daughter, father, son, nephew, niece, mother, brother, sister, aunt, uncle, cousin



Name:

Datum:

## EINZAHL - MEHRZAHL (PLURAL)

**MERKE!** one house - two houses

one horse - four horses

Bei der Mehrzahl immer ein „**S**“ anhängen

1 boy - 3 boys

**MERKE!!!!!!** one mouse - six *mice*

one man - four *men*

one woman - eight *women*

Schreibe in der Mehrzahl!

one dog - four \_\_\_\_\_

a cat - nine \_\_\_\_\_

one guinea pig - eight \_\_\_\_\_

a budgie - five \_\_\_\_\_

one cow - six \_\_\_\_\_

a man - nine \_\_\_\_\_

a woman - three \_\_\_\_\_

a girl - two \_\_\_\_\_

one folder - nine \_\_\_\_\_

one map - seven \_\_\_\_\_

a desk - three \_\_\_\_\_

one mouse - five \_\_\_\_\_

Klasse: \_\_\_\_\_ Datum: \_\_\_\_\_ Name: \_\_\_\_\_

 **1 Write the words.**

!	§	%	~	)	?	5	\$	&	(	☺	*	+
A	B	C	D	E	F	G	H	I	J	K	L	M
:	#	^^	£	<	€	¤	0	xx	♥	“	III	\$\$
N	O	P	Q	R	S	T	U	V	W	X	Y	Z

- a) 

?	!	¤	\$	)	<
---	---	---	----	---	---

 \_\_\_\_\_
- b) 

§	<	#	¤	\$	)	<
---	---	---	---	----	---	---

 \_\_\_\_\_
- c) 

5	<	!	:	~	?	!	¤	\$	)	<
---	---	---	---	---	---	---	---	----	---	---

 \_\_\_\_\_
- d) 

€	&	€	¤	)	<
---	---	---	---	---	---

 \_\_\_\_\_
- e) 

0	:	%	*	)
---	---	---	---	---


 \_\_\_\_\_
- f) 

+	#	¤	\$	)	<
---	---	---	----	---	---

 \_\_\_\_\_

© 2009 Cornelsen Verlag, Berlin. Alle Rechte vorbehalten.

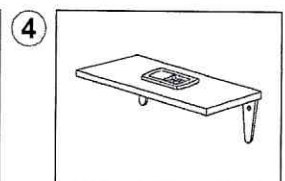
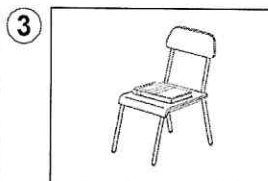
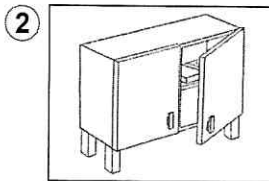

 **2 Make a card. Cut out and glue.**



Klasse: \_\_\_\_\_ Datum: \_\_\_\_\_ Name: \_\_\_\_\_

### Lernstandsermittlung 2

 **1** Look and write.



- 1. Where is the hamster? The hamster is \_\_\_\_\_.
- 2. Where is the book? \_\_\_\_\_.
- 3. Where is the book? \_\_\_\_\_.
- 4. Where is the mobile? \_\_\_\_\_.

© 2009 Cornelsen Verlag, Berlin. Alle Rechte vorbehalten.

 **2** Look and write: There is / There isn't a ... in Amy's bedroom.



- table: There is a table in Amy's bedroom \_\_\_\_\_.
- poster: \_\_\_\_\_.
- chair: \_\_\_\_\_.
- shelf: \_\_\_\_\_.
- pet: \_\_\_\_\_.
- mobile: \_\_\_\_\_.
- cupboard: \_\_\_\_\_.
- computer: \_\_\_\_\_.